



Gillespie Park

1188287-03-02-01 • 11.25.2024



©2024 Landscape Structures. All Rights Reserved.



Gillespie Park

1188287-03-02-02 • 11.25.2024



©2024 Landscape Structures. All Rights Reserved.



Gillespie Park

1188287-03-02-03 • 11.25.2024



©2024 Landscape Structures. All Rights Reserved.



Gillespie Park

1188287-03-02-04 • 11.25.2024



©2024 Landscape Structures. All Rights Reserved.



Gillespie Park

1188287-03-02-05 • 11.25.2024



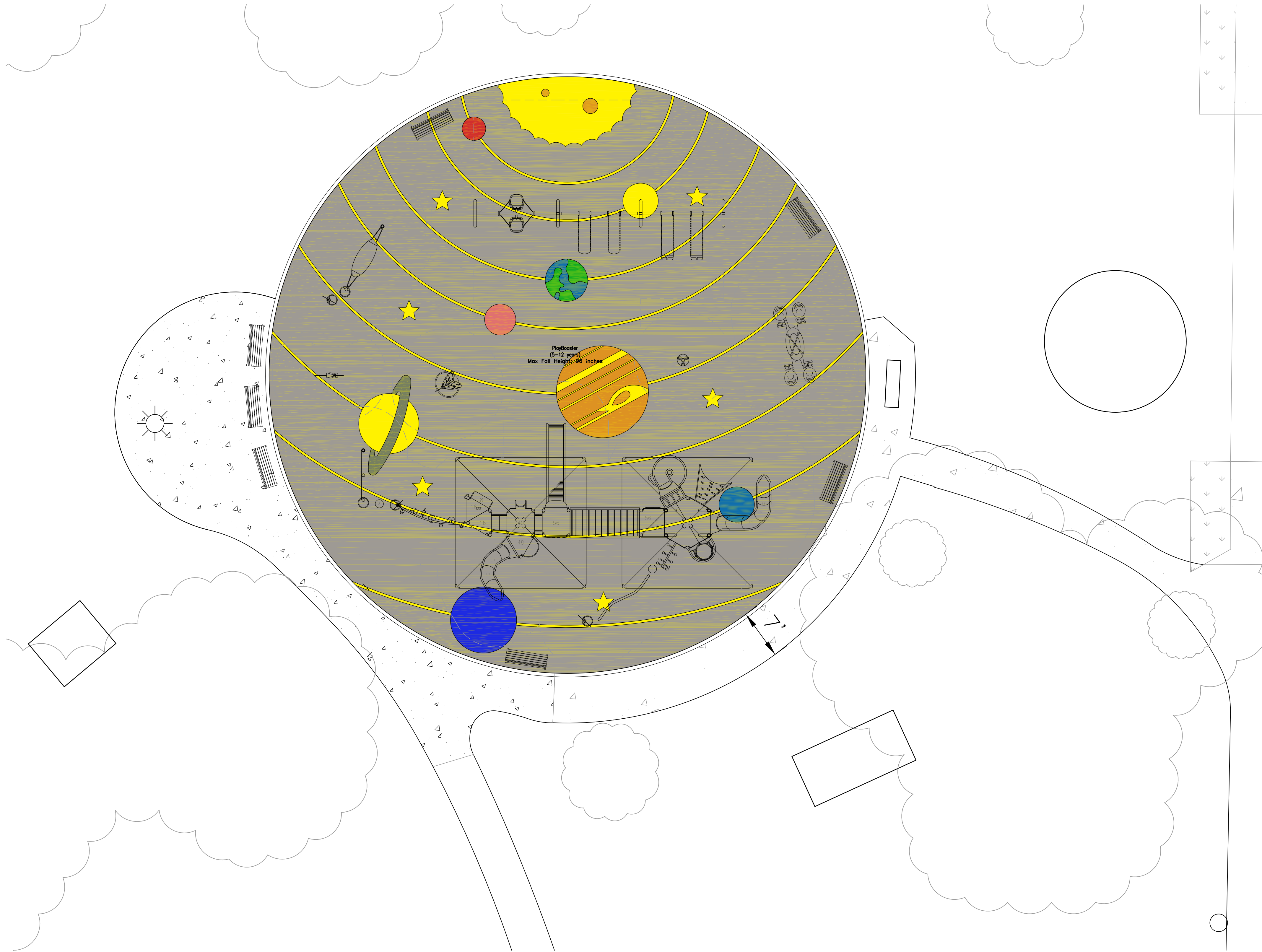
©2024 Landscape Structures. All Rights Reserved.




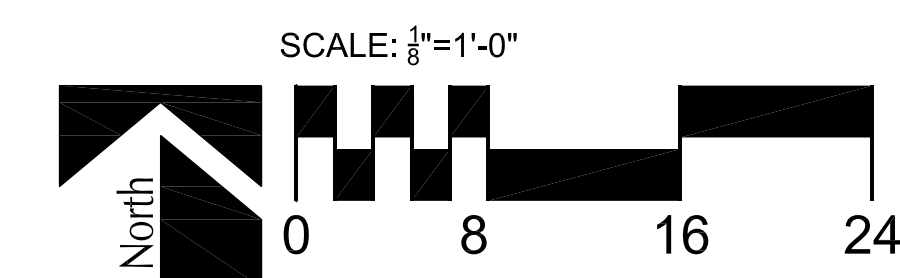
Gillespie Park

1188287-03-02-06 • 11.25.2024





GILLESPIE PARK CONCEPT- RUBBER SURFACE DESIGN



HIRSCH & ASSOCIATES, INC.
 LANDSCAPE ARCHITECTURE & PLANNING
 2221 EAST WINSTON ROAD, SUITE A
 ANAHEIM, CALIFORNIA 92806
 PHONE 714.776.4340 FAX 714.776.4395
 WWW.HAILANDARCH.COM LA# 1710